

SRC Series – Part Numbering



Features

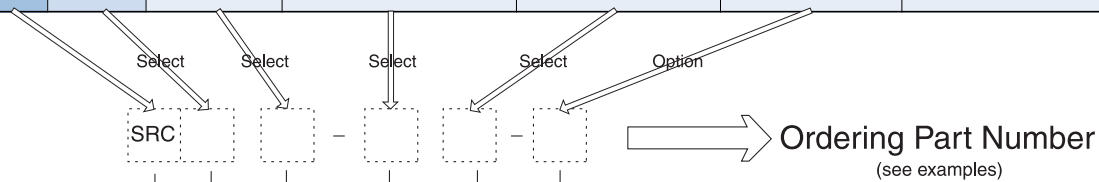
- Bayonet Locking System
- Rugged
- Light-weight
- Low cost
- General purpose

Applications

- Professional Audio / Video
- Vision Testing
- Factory Automation
- Measuring Equipment
- Medical

Part Numbering

Part Number		Size	Number of Contact	Suffix (Contact Type)	Optional Suffix	Notes	Page
Series	Prefix (Body)				G		
SRC	6A	21	10,16,26	P	●	Plug (Pin)	52
				S	●	Plug (Socket)	52
	2A			P	●	Receptacle (Pin)	52
				S	●	Receptacle (Socket)	52
	A			PS	●	Adapter (Round)	52
AP	PS	●	Adapter (Panel)	52			



Connector Series

- SRC6A - Plug
- SRC2A - Receptacle
- SRCA - Adapter (Round Type)
- SRCAP - Adapter (Panel Type)

Size

21

No. of Contact

10,16,26

Contact Type

- P : Pin
- S : Socket
- PS : Pin and Socket

Shell Type

G : Gold plated contact

Examples

SRC6A 21 - 10 P

SRC series Plug - Size 21 - 10 contacts pin

SRC2A 21 - 16 S

SRC series Receptacle - Size 21 - 16 contacts socket

SRCA 21 - 26 PS

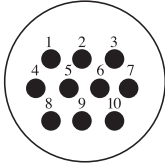
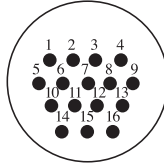
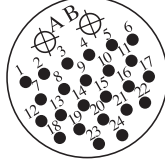
SRC series Round adapter - Size 21 - 26 contacts pin&socket

SRCAP 21 - 16 PS - G

SRC series Panel adapter - Size 21 - 16 contacts Pin&socket - Gold contacts

Specifications subject to change without notice. Consult Sam Woo Electronics for the latest specifications.

Major Performances / Contact Arrangements


Performance	Size / No of Pin	Size 21		
		10	16	26
Withstanding Voltage (per min) ¹		AC 1000V	AC 1000V	AC 1000V
Current		10A	5A	5A / 10A
Insulation Resistance (Minimum) ²		1,000MΩ	1,000MΩ	1,000MΩ
Contact Resistance (Maximum) ³		5mΩ	5mΩ	5mΩ
Solder Pot Inside Diameter		Ø1.5	Ø1.0	Ø1.0 / Ø1.5
Contact Arrangement				

- ! ¹ Withstanding voltage is the tested voltage value in this table.
- ! ² Insulation resistance is measured at DC 100V.
- ³ Contact resistance is measured at DC 1A.
- Values are from tested items and may not apply to all connectors.
- Specifications subject to change without notice.
- Consult Sam Woo Electronics for the latest specifications.

Material Used / Finishing Material

	Material	Finish
Body	Alluminum alloy	Ni or Ni + Au
Insulator	Thermosetting resin	Blue or Black
Contacts	Pin	Brass
	Socket	Phosphor bronze

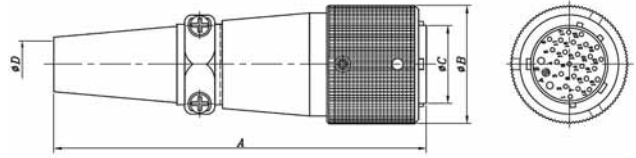

SRC Series Mini-map



Specifications subject to change without notice. Consult Sam Woo Electronics for the latest specifications.

SRC Series – Plug, Receptacle, Adapter

SRC6A Plug



Part Number	A	ØB	ØC	ØD
SRC6A21-10P	98.0	31.0	20.4	12.2
SRC6A21-16P				
SRC6A21-26P				
SRC6A21-10P-G				
SRC6A21-16P-G				
SRC6A21-26P-G				

SRC6A Plug

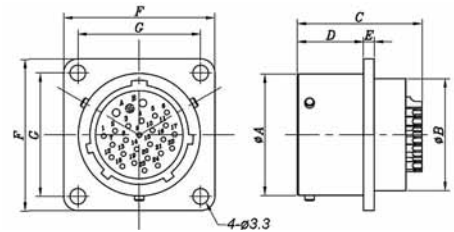


Part Number	A	ØB	ØC	ØD
SRC6A21-10S	98.0	31.0	20.4	12.2
SRC6A21-16S				
SRC6A21-26S				
SRC6A21-10S-G				
SRC6A21-16S-G				
SRC6A21-26S-G				

SRC2A Receptacle



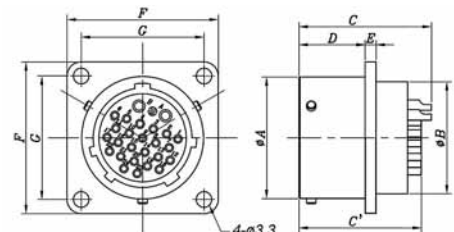
Part Number	ØA	ØB	C	D	E	F	G
SRC2A21-10P	25.6	23.6	26.4	14	2.3	32	26
SRC2A21-16P							
SRC2A21-26P							
SRC2A21-10P-G							
SRC2A21-16P-G							
SRC2A21-26P-G							



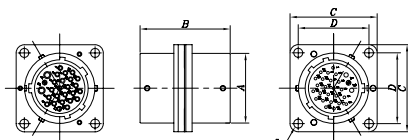
SRC2A Receptacle



Part Number	ØA	ØB	C(C')	D	E	F	G
SRC2A21-10S	25.6	23.6	27.7 (25.5)	14	2.3	32	26
SRC2A21-16S							
SRC2A21-26S							
SRC2A21-10S-G							
SRC2A21-16S-G							
SRC2A21-26S-G							

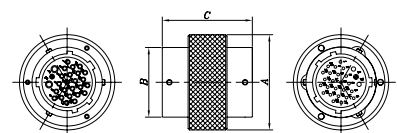


SRCAP Adapter (Panel)



Part Number	ØA	B	C	ØD	E
SRCAP21-10PS	25.6	33	32	26	4-Ø3.3
SRCAP21-16PS					
SRCAP21-26PS					
SRCAP21-10PS-G					
SRCAP21-16PS-G					
SRCAP21-26PS-G					

SRCA Adapter (Round)



Part Number	ØA	ØB	C
SRCA21-10PS	35	25.6	35.0
SRCA21-16PS			
SRCA21-26PS			
SRCA21-10PS-G			
SRCA21-16PS-G			
SRCA21-26PS-G			

Specifications subject to change without notice. Consult Sam Woo Electronics for the latest specifications.