

# SCK Series – Part Numbering



## Features

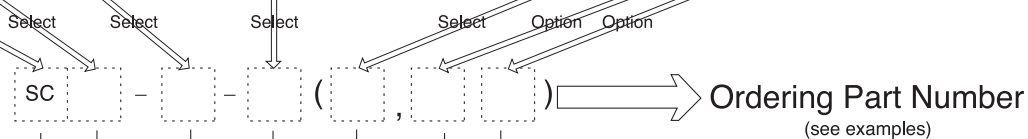
- Rugged
- Simple construction
- Stable mechanical / electrical performances

## Applications

- Electric / Electronic
- Communication

## Part Numbering

Part Number		Size	Number of Contact	Suffix (Body Type)	Option		Notes	Page	
Series	Prefix				L/T	W			
SC	K	12,16,20,25,30,32,40	12 size:2 or 4 16 size:2,3,4,5,6,7,8 20 size:2,3,4,5,6,8,10,20 25 size:2,3,4,5,6,8,10,12 30 size:2,3,4,6,8,10,14 32 size:2,3,4 40 size:2,3,4,6,12	P	●	●	SCK series plug	20	
				L			SCK series Right-angle plug	20	
				R			Receptacle (Panel type)	21	
				RC			Receptacle Cover	23	
				R		●	Receptacle (Nut type)	21	
				RPCB			Receptacle (PCB type)	21	
	N	12,16,20,25	12,16,20,25	12 size:2 or 4 16 size:2,3,4,5,6,7,8 20 size:2,3,4,5,6,8,10,20 25 size:2,3,4,5,6,8,10,12 30 size:2,3,4,6,8,10,14 32 size:2,3,4 40 size:2,3,4,6,12	P			Plug (Reverse contact)	23
					R			Receptacle (Reverse contact)	23
					R			Receptacle (Reverse contact)	23
					A			Adapter (Socket Adapter)	22
					A			Adapter (Pin Adapter)	22



### Examples

**SCK - 12 - 4 ( P )**

SCK series - Size 12 - 4 contacts ( Plug )

**SCN - 20 - 10 ( R )**

SCN series - Size 20 - 10 contacts ( Nut Type Receptacle )

**SCKH - 25 - 12 ( P )**

SCKH series(reverse contact) - Size 25 - 12 contacts ( Plug )

**SCA - 30 - 2 ( P )**

SCA series - Size 30 - 2 contacts ( Adapter - female contact )

**SCA - 40 - 16 ( A )**

SCA series - Size 40 - 16 contacts ( Adapter - male contact )

**SCK - 16 - 4 ( P , L/T )**

SCK series - Size 16 - 4 contacts ( Plug , Lock Type )

**SCK - 20 - 5 ( L )**

SCK series - Size 20 - 5 contacts ( Right Angle Plug )

**SCN - 16 - 7 ( RPCB )**

SCN series - Size 16 - 7 contacts ( PCB Receptacle )

### Connector Series (Body Type)

SCK - Plug(Socket) / Receptacle(Pin)

SCN - Nut type receptacle(Pin)

SCKH - Plug(Pin) / Receptacle(Socket)

SCNH - Receptacle(Socket)

SCA - Adapter

### Size

12,16,20,25,30,32,40

### No. of Contact

12 Size : 2 or 4

16 Size : 2,3,4,5,6,7,8

20 Size : 2,3,4,5,6,8,10,20

23 Size : 2,3,4,5,6,8,10,12

30 Size : 2,3,4,5,6,8,10,14

32 Size : 2,3,4

40 Size : 2,3,4,6,12

### Extended Body Type

P : Plug

PL : Right angle Plug

R : Receptacle

RPCB : PCB Receptacle

RC : Receptacle Cap

A : Adapter

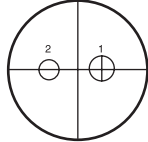
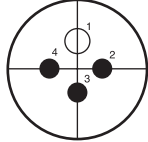
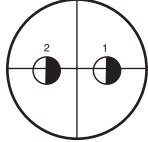
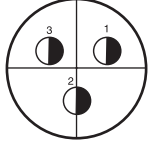
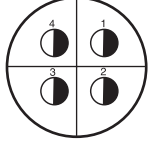
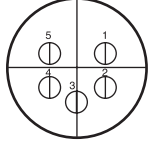
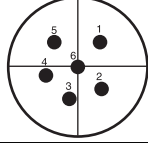
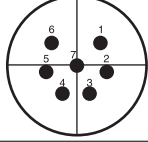
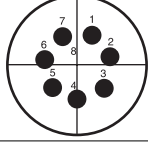
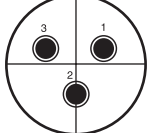
### Option

L/T : Lock type (available for size 16 with 4,5,6,7,8 contacts only)

W : Waterproof (only available in size 12, 4 contacts)

Specifications subject to change without notice. Consult Sam Woo Electronics for the latest specifications.

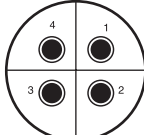
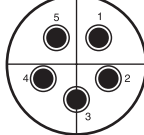
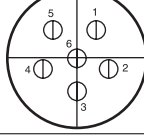
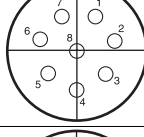
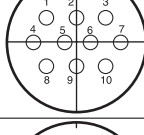
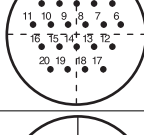
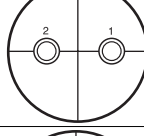
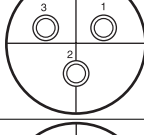
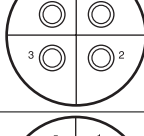
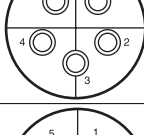
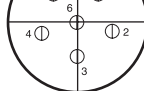
## Major Performances / Contact Arrangements

Performance Size / No. of Contacts		Withstanding Voltage/min	Current	Insulation Resistance (Minimum)	Contact Resistance (Maximum)	Contact Ø	Solder Pot Ø	Contact Arrangement
12	2	AC 500V	4A	1,000MΩ	5mΩ	2.0	1.2	
			3A			1.5	1.2	
	4	AC 500V	4A	1,000MΩ	5mΩ	2.0	1.2	
			3A			1.0	1.0	
16	2	AC 500V	5A	1,000MΩ	5mΩ	2.5	1.5	
	3	AC 500V	5A	1,000MΩ	5mΩ	2.5	1.5	
	4	AC 500V	5A	1,000MΩ	5mΩ	2.5	1.5	
	5	AC 500V	4A	1,000MΩ	5mΩ	2.0	1.2	
	6	AC 500V	3A	1,000MΩ	5mΩ	1.2	1.0	
	7	AC 500V	3A	1,000MΩ	5mΩ	1.2	1.0	
	8	AC 500V	3A	1,000MΩ	5mΩ	1.2	1.0	
	20	2	AC 1000V	7A	1,000MΩ	5mΩ	3.0	2.2
3		AC 1000V	7A	1,000MΩ	5mΩ	3.0	2.2	

Specifications subject to change without notice. Consult Sam Woo Electronics for the latest specifications.

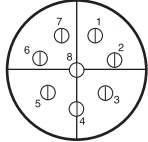
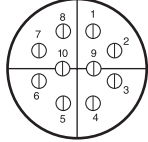
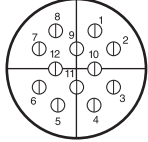
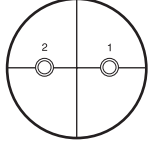
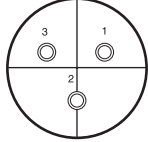
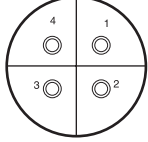
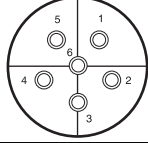
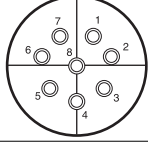
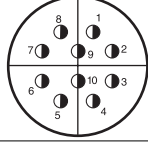
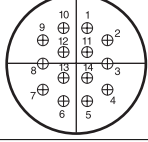
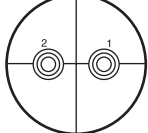
# SCK Series – Specifications

## Major Performances / Contact Arrangements

Performance Size / No. of Contacts	Withstanding Voltage/min	Current	Insulation Resistance (Minimum)	Contact Resistance (Maximum)	Contact Ø	Solder Pot Ø	Contact Arrangement	
20	4	AC 1000V	7A	1,000MΩ	5mΩ	3.0	2.2	
	5	AC 1000V	7A	1,000MΩ	5mΩ	3.0	2.2	
	6	AC 1000V	4A	1,000MΩ	5mΩ	2.0	1.5	
	8	AC 1000V	3A	1,000MΩ	5mΩ	1.5	1.0	
	10	AC 1000V	3A	1,000MΩ	5mΩ	1.5	1.0	
	20	AC 1000V	2A	1,000MΩ	5mΩ	0.7	0.8	
25	2	AC 1000V	10A	1,000MΩ	5mΩ	3.5	2.7	
	3	AC 1000V	10A	1,000MΩ	5mΩ	3.5	2.7	
	4	AC 1000V	10A	1,000MΩ	5mΩ	3.5	2.7	
	5	AC 1000V	10A	1,000MΩ	5mΩ	3.5	2.7	
	6	AC 1000V	4A	1,000MΩ	5mΩ	2.0	1.5	

Specifications subject to change without notice. Consult Sam Woo Electronics for the latest specifications.

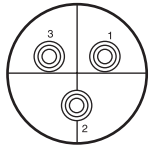
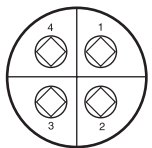
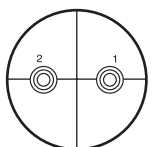
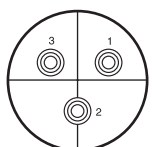
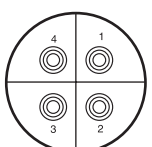
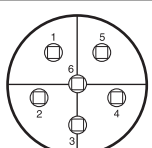
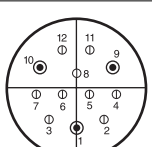
## Major Performances / Contact Arrangements

Performance Size / No. of Contacts		Withstanding Voltage/min	Current	Insulation Resistance (Minimum)	Contact Resistance (Maximum)	Contact Ø	Solder Pot Ø	Contact Arrangement
25	8	AC 1000V	4A	1,000MΩ	5mΩ	2.0	1.5	
	10	AC 1000V	4A	1,000MΩ	5mΩ	2.0	1.5	
	12	AC 1000V	4A	1,000MΩ	5mΩ	2.0	1.5	
30	2	AC 500V	15A	1,000MΩ	5mΩ	3.5	2.7	
	3	AC 500V	15A	1,000MΩ	5mΩ	3.5	2.7	
	4	AC 500V	15A	1,000MΩ	5mΩ	3.5	2.7	
	6	AC 1000V	15A	1,000MΩ	5mΩ	3.5	2.7	
	8	AC 1000V	15A	1,000MΩ	5mΩ	3.5	2.7	
	10	AC 1000V	5A	1,000MΩ	5mΩ	2.5	2.2	
	14	AC 1000V	4A	1,000MΩ	5mΩ	1.8	1.2	
32	2	AC 1000V	40A	1,000MΩ	5mΩ	7.0	4.1	

Specifications subject to change without notice. Consult Sam Woo Electronics for the latest specifications.

# SCK Series – Specifications

## Major Performances / Contact Arrangements














Performance Size / No. of Contacts		Withstanding Voltage/min	Current	Insulation Resistance (Minimum)	Contact Resistance (Maximum)	Contact Ø	Solder Pot Ø	Contact Arrangement	
32	3	AC 1000V	40A	1,000MΩ	5mΩ	7.0	4.1		
	4	AC 1000V	30A	1,000MΩ	5mΩ	6.0	4.2		
40	2	AC 1000V	40A	1,000MΩ	5mΩ	7.0	4.5		
	3	AC 1000V	40A	1,000MΩ	5mΩ	7.0	4.5		
	4	AC 1000V	40A	1,000MΩ	5mΩ	7.0	4.5		
	6	AC 1000V	20A	1,000MΩ	5mΩ	4.5	3.5		
	12		AC 1000V	10A	1,000MΩ	5mΩ	3.0	2.0	
				4A			2.0	1.5	

- ! <sup>1</sup> Withstanding voltage is the tested voltage value in this table.  
<sup>2</sup> Insulation resistance is measured at DC 100V.  
<sup>3</sup> Contact resistance is measured at DC 1A.  
 • Values are from tested items and may not apply to all connectors.

## Material Used / Finishing Material

		Material	Finish
Body		Zinc alloy	Nickel
Insulator	Size 12	PA & Bakelite	Green
	Size 16	Bakelite	Black
	Size 20,25,30	Bakelite	Green
	Size 32,40	Epoxy	Green
Contacts	Pin	Brass	Silver of Gold
	Socket	Brass, Phosphor Bronze	Silver of Gold

## Symbol of Contact Diameter

Mark								
Diameter	0.7	1.0	1.2	1.5	1.8	2.0	2.5	3.0
Mark								
Diameter	3.5	4.0	4.5	6.0	7.0			

Specifications subject to change without notice. Consult Sam Woo Electronics for the latest specifications.

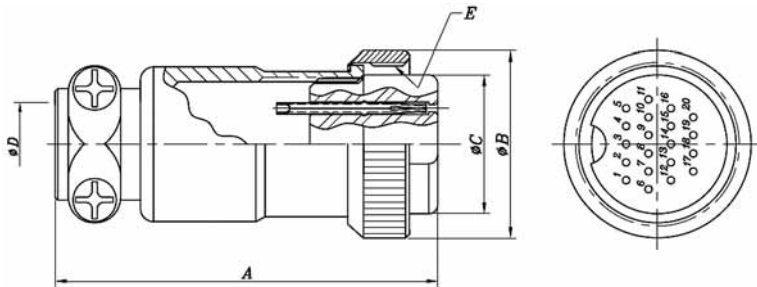
## SCK / SCN Series Mini-map



Specifications subject to change without notice. Consult Sam Woo Electronics for the latest specifications.

# SCK Series – SCK Plug, Lock-Type Plug, Right-Angle Plug

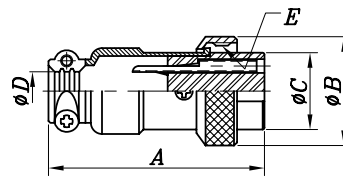
## SCK Plug



SCK-20-20(P)

Part Number	A	ØB	ØC	ØD	E					
SCK-12-2(P)	28.6	14.5	9.2	5.0	M13×0.75P					
SCK-12-4(P)										
SCK-16-2(P)	35.7	18.2	12.6	6.4	M16×1.0P					
SCK-16-3(P)										
SCK-16-4(P)										
SCK-16-5(P)										
SCK-16-6(P)										
SCK-16-7(P)										
SCK-16-8(P)	42.5	21.8	15.5	8.2	M19×1.0P					
SCK-20-2(P)										
SCK-20-3(P)										
SCK-20-4(P)										
SCK-20-5(P)										
SCK-20-6(P)										
SCK-20-8(P)										
SCK-20-10(P)										
SCK-20-20(P)										
SCK-25-2(P)						50.0	28.2	21.5	11.0	M25×1.25P
SCK-25-3(P)										
SCK-25-4(P)										
SCK-25-5(P)										
SCK-25-6(P)										
SCK-25-8(P)										
SCK-25-10(P)										
SCK-25-12(P)										
SCK-30-2(P)	53.5	33.0	25.0	13.0	M29×1.0P					
SCK-30-3(P)										
SCK-30-4(P)										
SCK-30-6(P)										
SCK-30-8(P)										
SCK-30-10(P)										
SCK-30-14(P)	59.0	38.2	28.0	15.0	M34×1.0P					
SCK-32-2(P)										
SCK-32-3(P)										
SCK-32-4(P)										
SCK-40-2(P)	67.7	45.5	34.8	18.0	M41.5×1.5P					
SCK-40-3(P)										
SCK-40-4(P)										
SCK-40-6(P)										
SCK-40-12(P)										

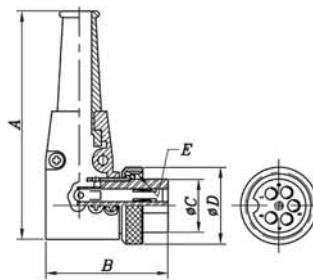
## SCK Series Plug (Lock Type)



SCK-16-6(P, L/T)

Part Number	A	ØB	ØC	ØD	E
SCK-16-4(P, L/T)	36.0	18.2	12.6	6.4	M16×1.0P
SCK-16-5(P, L/T)					
SCK-16-6(P, L/T)					
SCK-16-7(P, L/T)					
SCK-16-8(P, L/T)					

## SCK Right-Angle Plug



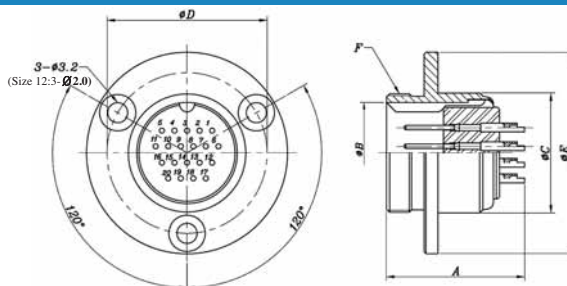
SCK-16-5(L)

Part Number	A	ØB	ØC	ØD	E
SCK-16-4(L)	54.0	29	12.6	18.2	M16×1.0P
SCK-16-5(L)					
SCK-16-6(L)					

Specifications subject to change without notice. Consult Sam Woo Electronics for the latest specifications.

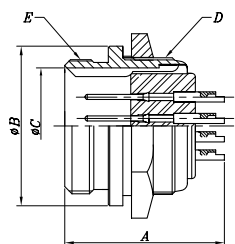
## SCK Receptacle

SCK-20-20(R)



## SCN Receptacle

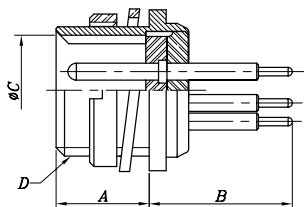
SCN-20-20(R)



Part Number	A	ØB	ØC	ØD	E
SCN-12-2(R)	17.3	15.0	9.6	M12×0.75P	M13×0.75P
SCN-12-4(R)					
SCN-16-2(R)					
SCN-16-3(R)					
SCN-16-4(R)	20.6	18.8	13.0	M16×0.75P	M16×1.0P
SCN-16-5(R)					
SCN-16-6(R)					
SCN-16-7(R)					
SCN-16-8(R)	22.0	23.0	15.9	M19×0.75P	M19×1.0P
SCN-20-2(R)					
SCN-20-3(R)					
SCN-20-4(R)					
SCN-20-5(R)	22.0	23.0	15.9	M19×0.75P	M19×1.0P
SCN-20-6(R)					
SCN-20-8(R)					
SCN-20-10(R)					
SCN-20-20(R)					
SCN-25-2(R)	22.0	23.0	15.9	M19×0.75P	M19×1.0P
SCN-25-3(R)					
SCN-25-4(R)					
SCN-25-5(R)					
SCN-25-6(R)	27.0	25.0	21.9	M25×1.25P	M25×1.25P
SCN-25-8(R)					
SCN-25-10(R)					
SCN-25-12(R)					
SCN-30-2(R)	27.2	29.0	25.7	M29×1.0P	M29×1.0P
SCN-30-3(R)					
SCN-30-4(R)					
SCN-30-6(R)					
SCN-30-8(R)	33.5	32.0	28.9	M34×1.0P	M34×1.0P
SCN-30-10(R)					
SCN-30-14(R)					
SCN-32-2(R)					
SCN-32-3(R)	39.5	40.0	35.5	M41.5×1.5P	M41.5×1.5P
SCN-32-4(R)					
SCN-40-2(R)					
SCN-40-3(R)					
SCN-40-4(R)	39.5	40.0	35.5	M41.5×1.5P	M41.5×1.5P
SCN-40-6(R)					
SCN-40-12(R)					

## SCN PCB Receptacle

SCN-16-8(RPCB)



Part Number	A	B	ØC	D
SCN-16-2(RPCB)	11.0	11.7-17.7 (Customizable)	13	M16×1.0P
SCN-16-3(RPCB)				
SCN-16-4(RPCB)				
SCN-16-5(RPCB)				
SCN-16-6(RPCB)				
SCN-16-7(RPCB)				
SCN-16-8(RPCB)				
SCN-20-3(RPCB)	12.5	11.7-17.7 (Customizable)	16	M19×1.0P
SCN-20-4(RPCB)				

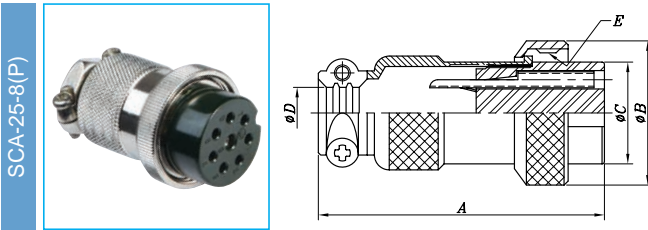
Part Number	A	ØB	ØC	ØD	ØE	F
SCK-12-2(R)	17.3	11.8	9.6	17.0	22.0	M13×0.75P
SCK-12-4(R)						
SCK-16-2(R)						
SCK-16-3(R)						
SCK-16-4(R)	21.0	15.9	13.0	24.0	30.7	M16×1.0P
SCK-16-5(R)						
SCK-16-6(R)						
SCK-16-7(R)						
SCK-16-8(R)	22.0	9.0	16.0	25.5	32.0	M19×1.0P
SCK-20-2(R)						
SCK-20-3(R)						
SCK-20-4(R)						
SCK-20-5(R)	22.0	9.0	16.0	25.5	32.0	M19×1.0P
SCK-20-6(R)						
SCK-20-8(R)						
SCK-20-10(R)						
SCK-20-20(R)						
SCK-25-2(R)	27.5	25.0	21.9	34.0	42.0	M25×1.25P
SCK-25-3(R)						
SCK-25-4(R)						
SCK-25-5(R)						
SCK-25-6(R)	27.2	29.0	25.7	37.0	45.5	M29×1.0P
SCK-25-8(R)						
SCK-25-10(R)						
SCK-25-12(R)						
SCK-30-2(R)	33.5	32.0	28.9	42.0	50.8	M34×1.0P
SCK-30-3(R)						
SCK-30-4(R)						
SCK-30-6(R)						
SCK-30-8(R)	39.5	40.0	35.5	50.0	58.0	M41.5×1.5P
SCK-30-10(R)						
SCK-30-14(R)						
SCK-32-2(R)						
SCK-32-3(R)	39.5	40.0	35.5	50.0	58.0	M41.5×1.5P
SCK-32-4(R)						
SCK-40-2(R)						
SCK-40-3(R)						
SCK-40-4(R)	39.5	40.0	35.5	50.0	58.0	M41.5×1.5P
SCK-40-6(R)						
SCK-40-12(R)						

Specifications subject to change without notice.  
Consult Sam Woo Electronics for the latest specifications.



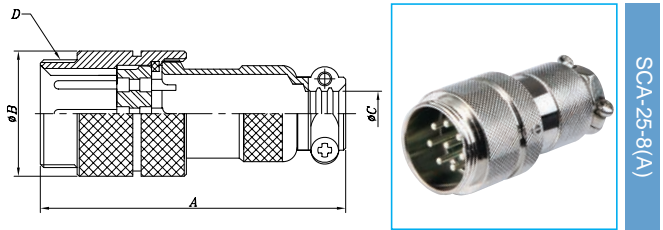
# SCK Series – SCA Adapter

## SCA Adapter (Socket Contact)



Part Number	A	ØB	ØC	ØD	E
SCA-16-2(P)	35.7	18.2	12.6	6.4	M16×1.0P
SCA-16-3(P)					
SCA-16-4(P)					
SCA-16-5(P)					
SCA-16-6(P)					
SCA-16-8(P)					
SCA-20-2(P)	42.5	21.8	15.5	8.2	M19×1.0P
SCA-20-3(P)					
SCA-20-4(P)					
SCA-20-5(P)					
SCA-20-6(P)					
SCA-20-8(P)					
SCA-20-10(P)	50.0	28.2	21.5	11.0	M25×1.25P
SCA-20-20(P)					
SCA-25-2(P)					
SCA-25-3(P)					
SCA-25-4(P)					
SCA-25-5(P)					
SCA-25-6(P)					
SCA-25-8(P)					
SCA-25-10(P)	53.5	33.0	25.0	13.0	M29×1.0P
SCA-25-12(P)					
SCA-30-2(P)					
SCA-30-3(P)					
SCA-30-4(P)					
SCA-30-6(P)					
SCA-30-8(P)					
SCA-32-2(P)	59.0	38.2	28.0	15.0	M34×1.0P
SCA-32-3(P)					
SCA-32-4(P)					
SCA-40-2(P)	67.7	45.5	34.8	18.0	M41.5×1.5P
SCA-40-3(P)					
SCA-40-4(P)					
SCA-40-6(P)					
SCA-40-12(P)					

## SCA Adapter (Pin Contact)



Part Number	A	ØB	ØC	D
SCA-16-2(A)	43.7	18.2	6.4	M16×1.0P
SCA-16-3(A)				
SCA-16-4(A)				
SCA-16-5(A)				
SCA-16-6(A)				
SCA-16-8(A)				
SCA-20-2(A)	49.0	21.8	8.2	M19×1.0P
SCA-20-3(A)				
SCA-20-4(A)				
SCA-20-5(A)				
SCA-20-6(A)				
SCA-20-8(A)				
SCA-20-10(A)	56.2	28.2	11.0	M25×1.25P
SCA-20-20(A)				
SCA-25-2(A)				
SCA-25-3(A)				
SCA-25-4(A)				
SCA-25-5(A)				
SCA-25-6(A)				
SCA-25-8(A)				
SCA-25-10(A)	62.0	33.0	13.0	M29×1.0P
SCA-25-12(A)				
SCA-30-2(A)				
SCA-30-3(A)				
SCA-30-4(A)				
SCA-30-6(A)				
SCA-30-8(A)				
SCA-32-2(A)	67.5	38.2	15.0	M34×1.0P
SCA-32-3(A)				
SCA-32-4(A)				
SCA-40-2(A)	74.5	45.5	18.0	M41.5×1.5P
SCA-40-3(A)				
SCA-40-4(A)				
SCA-40-6(A)				
SCA-40-12(A)				

## SCA Adapter (Set)



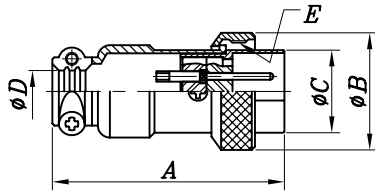
SCA Adapter sets are available.  
SCA sets include both Pin and Socket adapter.  
To order a set, choose **(P.A)** at the end of part number.

ex) To order SCA-25-10(P) and SCA-25-10(A),  
Select **SCA-25-10(P.A)**

Specifications subject to change without notice. Consult Sam Woo Electronics for the latest specifications.

## SCKH Plug

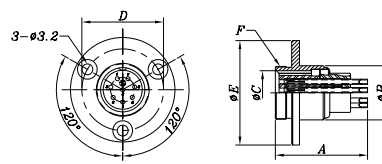
SCKH-16-8(P)



Part Number	A	ØB	ØC	ØD	E
SCKH-16-4(P)	36.0	18.2	12.7	6.4	M16×1.0P
SCKH-16-5(P)					
SCKH-16-8(P)					
SCKH-25-2(P)	50.0	28.2	21.5	11.0	M25×1.25P
SCKH-25-3(P)					
SCKH-25-4(P)					
SCKH-30-2(P)	54.0	33.0	25.0	13.0	M29×1.0P
SCKH-30-3(P)					
SCKH-30-8(P)					

## SCKH Receptacle

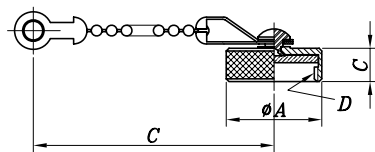
SCKH-16-8(R)



Part Number	A	ØB	ØC	ØD	ØE	F
SCKH-16-4(R)	28.2	15.9	13.0	24.0	30.7	M16×1.0P
SCKH-16-5(R)						
SCKH-16-8(R)						
SCKH-25-2(R)	31.0	25.0	21.9	34.0	42.0	M25×1.25P
SCKH-25-3(R)						
SCKH-25-4(R)						
SCKH-30-2(R)	31.0	29.0	25.7	37.0	45.5	M29×1.0P
SCKH-30-3(R)						
SCKH-30-8(R)						

## SCK Receptacle Cap

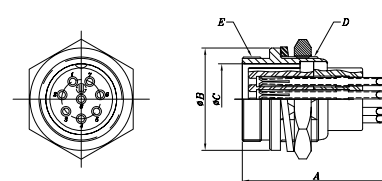
SCK-16(RC)



Part Number	A	ØB	ØC	ØD
SCK-12(RC)	14.0	4.6	130	M12P×0.75
SCK-16(RC)	17.0	6.2	130	M16P×1.0
SCK-20(RC)	21.8	7.2	150	M19P×1.0
SCK-25(RC)	28.0	7.4	150	M25P×1.25
SCK-30(RC)	32.8	7.7	150	M39P×1.0
SCK-32(RC)	37.8	9.0	170	M34P×1.0
SCK-40(RC)	45.0	9.5	170	M41.5P×1.5

## SCNH Receptacle

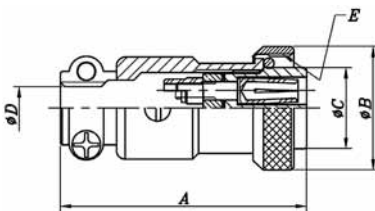
SCNH-16-8(R)



Part Number	A	ØB	ØC	D	E
SCNH-16-4(R)	20.6	18.8	13.0	M16×0.75P	M16×1.0P
SCNH-16-5(R)					
SCNH-16-8(R)					
SCNH-25-2(R)	22.0	23.0	15.9	M19×0.75P	M19×1.0P
SCNH-25-4(R)					

## SCK Waterproof Plug

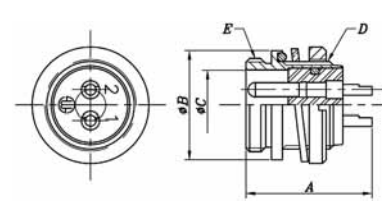
SCK-12-2(P,W)



Part Number	A	ØB	ØC	ØD	E
SCK-12-2(P,W)	28.6	14.5	9.2	5.0	M13×0.75P
SCK-12-4(P,W)					

## SCN Waterproof Receptacle

SCN-12-2(R,W)



Part Number	A	ØB	ØC	D	E
SCN-12-2(R,W)	17.3	15.0	9.6	M12×0.75P	M13×0.75P
SCN-12-4(R,W)					

Specifications subject to change without notice. Consult Sam Woo Electronics for the latest specifications.